

Syracuse Thunderbirds Aero Radio Society



Plane Propwash



March 2026

Charter 473

The next STARS meeting is Wednesday April 8th, 7:00 on ZOOM.

2026 Officers:

[Mike Mueller, President](#)
[Tom Polovick, Vice President](#)
[Paul Volcko, Treasurer](#)
[Jeff Wolsley, Secretary](#)
[Darrel Eckhard, Safety Officer](#)

Directors:

Michael Graham
Paul Volcko 2019-2023
Dan Williams

Volunteer Staff:

[Jeff Wolsley, Propwash Editor](#)

[Michael Graham, Club Historian](#)
[Paul Volcko, Webmaster](#)
[Herb Moore, Field Committee](#)
[Mike O'Neill, Facebook Admin](#)
[Public Relations Director- OPEN](#)
Robert Droner- [YouTube Moderator](#)

The next STARS 2026 meeting will be on ZOOM, on April 8th, at 7:00. The monthly meetings will be held via ZOOM October through April. The STARS regular monthly meetings are at the STARS field May through September 2026. Meetings are held the 2nd Wednesday of each month except December.

Spring and Winter....

April showers bring May flowers.....or maybe April rains keep the field wet!!!! It actually looks like the drains we put in last fall around the pilots stations are working in some capacity. We'll evaluate over the spring, and see what kind of results we actually get. It would be very nice if we could see a drier area for us to fly.

Some of you may have known Peter Lanno. He was one of our members, and passed away in March. Herb Moore knew him well, and said he was an inspiration to all that knew him. He lived in Oswego, and was 95 years old. We keep losing our friends and families.....we all wish it could stop.....but not sure that is going to happen.

Speaking of Herb Moore. The entire club wants to thank Herb for all his devotion to our club over the many years he has been a member. As I look at the old Prop Wash newsletters from the 80's that Michael Graham provides for us each month, it seems like Herb is always in the list of some officer, or event coordinator, or something. Herb has decided to step down from managing the field services for this year. He has been a vibrant part of our morning crew, and will continue to be this year. We want to thank Herb for all his efforts in making our club and the field the best in Central New York.

With that said, I will be managing the field (as best as I can) until we can find someone else to take over those responsibilities. Thank you Herb for all you have done for us over the years!!!! If there is anyone who would like to step up and assist with this, please let me know.

A quick reminder when you leave the club, to close and lock the gate. It seems like a reminder that needs to be offered each spring. And when you leave, any lock that is secured should be left with the "0000" on the lock. Thank you all for this!!

We are getting close!!!! We've had a few days of "flying" weather, but still hard with a wet field, and still raining.....as I am writing this, we are getting a little bit of SNOW!!!! The roofs are "white", although it is not sticking to the grass or ground.....so we are still a little way from warmer weather before we fly.

Let us not forget the two weekends of clean up we have coming up. April 18th and 25th. We will start at 10 AM. We will work on the 18th in the woods to finish the work of clearing out trees on the west end of the property. This is the promise we made to Al Townsend when he allowed us to cut down some of the trees on his property. And on the 25th, we'll make sure the field is ready for us for the season.

One last thing. Thursday night training is coming up!!! Training starts May 16th, but we have our Pre-flight Workshop on April 23rd. Anyone who wants to brush up on transmitters, receivers, or planes, or wants to learn how to fly model aircraft are welcome to come to the field and ask questions about our hobby, and our club.

We are all looking forward to being at the field this year. Get your planes ready. Check them all out before you fly. Make sure your receivers, servos, nuts and bolts are all tight and ready to fly. Try to leave the field with the planes in as good a shape as when you brought them there (think I am speaking to myself as much as anyone else.....hahaaa). Let's have a great year of flying and comradery.

Be safe!!!!

Mike Mueller, president
Syracuse Thunderbirds Aero Radio Society
president@cnystars.com, (804) 873-8928
mmuellerva@yahoo.com

Secretary's Report: Jeff Wolsley

Note the section in the Propwash labeled Important Links for STARS Members. This section contains links that every STARS member should be aware of including the ZOOM meeting instructions and the link to the most recent Propwash and past issues of the club newsletter.

The Field Improvement/Long Term Planning has been moved to a new section that will appear after the Meeting Minutes. Here you can track the progress of our improvements and any changes to long term planning for the club.

The March STARS meeting was held on Zoom. The meeting was called to order at 7:00 by President Mike Mueller. There were 13 Open members, 2 Associate member, 0 Family members, 0 Youth members, and 0 Guests in attendance.

Secretary's Report:

The Secretary's report from the February meeting was accepted as published.

Motion to accept by Rick Wilson and 2nd by Mike Graham. Carried.

Treasurer's Report: Paul Volcko

The Association frequency monitor is in the possession of Dan Williams. Since the Association has disbanded, Dan made a cash equivalent donation to the club.

Taxes have been paid. Bills are all current.

Motion to accept by Mike Graham and second by Herb Moore. Carried.

Correspondence: Paul Volcko

No other correspondence reported.

Committee Reports:

AMA Report: Phil Morgan

Phil is an AMA leader member. As such he participated in a meeting of leader members on 02/17. The meeting discussed AMA head quarter news, and an AMA /FCC update and insurance.

The DGI drone ban remains in effect. No firmware updates will be available. Owners fear the drones will brick without the updates.

Avoid flying your drones to directly capture any ICE activity. Maintain a 3,000ft. radius, 1,000ft. vertical, and monitor for mobile NOTAMs and respect them.

Europe has placed a 100gm. weight limit on drones and may invoke possible war restrictions.

The tariffs are putting a lot of stress on the hobby. Available product is limited to product already on hand. It was noted that the cost to get into the hobby has increased substantially.

New drone pilots receive 90 days of instruction, and attend regular meetings. Instructors are encouraged to acknowledge the students accomplishments in these meetings. It was noted that many of the instructors lack AMA membership.

Dan Williams will be attending the EAA meeting Friday. He will get contact information for Mike Mueller.

BOCES is running a drone class. The instructor is Joe Chovan. Mike suggested volunteering the STARS field to Joe for his students.

Safety Report: Darrel Eckhard

Darrel asked for everyone to be careful at the field. It is very wet and slippery.

He commented on how well the new drainage has been. No puddles at the pilot stations. He would like to see the drainage extended to the east end of the runway.

The water is not running in the culvert under the road at the south shoulder of the road. But the water traditionally runs towards us from the culvert.

Field Committee: Herb Moore

Much thanks to Bill Whittaker for plowing the driveway and parking area. Thanks, Bill!

Old Business:

STARS Facebook: Mike O'Neill

Nothing to report. There are still 371 Facebook members.

Real Estate Committee:

No report given.

Flight schools:

Gary Natali asked to add Mike Amie as an additional instructor. STARS members are encouraged to come out and cheer the new students on and help out.

Fixed Wing Pre flight work shop has been scheduled for 04/23/26. Classes will start 05/07 and run through 09/10/2026.

Heli/Multi Rotor Not scheduled at this time.

Special Interest Nights:

Special interest nights have concluded for the year.

Monday Night Jets – 05/04-09/28/2026

Big Bird Night- 05/06-09/30/2026

New Business:

New Members:

Tim Stolic from the Bridgeport area.

Dave Bachelor from Baldwinville.

Both were recruited from Sacred Heart Church indoor flying. Motion made by Gary Natali and seconded by Herb Moore. Carried.

Last minute news:

This weekend there will be a Lebanon, PA. RC show that Mike Mueller will be attending. Please let Mike know if you are interested.

Mike Mueller made a plea for members who are interested in becoming a Contest Director (CD). There is an application and some paperwork that needs to be filled out. This covers any of the events that we host annually- Control Line, HeliJam, FunFly, Airshow, etc. A few names were put forward as having possible interest.

-- Continued--

April is the Spring Clean Up! On 4/18 there will be a clean up party at the field. The downed trees by the Townsend property are the first to go. 4/25 will be the second effort if the 4/18 event is cancelled, or more time is needed to complete the cleanup effort.

Mike O'Neill commented that 2026 marks the 100th year of continuous operation for Guillow's Models Manufacturing. <https://www.guillow.com/about-us/> Flying Aces Freeflight will be hosting the free flight nationals at Geneseo in mid-July this year. They are requesting that everyone planning to attend, to build at least one Guillow's model to fly at the event. Note that many of these kits have been updated to laser cut parts so they

will build a lot faster. Mike has information if you are interested.

Paul Volcko mentioned the Liverpool High School field trip will take place before Memorial Day. They are looking at May 18 or 22 as the dates. Volunteers are needed to help set up and guide the kids in their activities.

Adjournment:

The March regular monthly meeting of the STARS was adjourned at 7:36.

Secretary, Jeff Wolsley

Field Improvements- Long Term Planning:

2026- Pick up where we left off

Tree Removal- A good job has been done. Need to finish cutting up what has been taken down and pulled out of the woods. Wait until fall for the overgrowth to recede to make the job easier.

Add On To Runway- A suggestion was made to add 100ft. to the east end of the runway. For the time being the low spot at the end will be filled.

~~Need stone, geo-fabric, and topsoil to fill in the low spots.~~

Reel mower storage needs to be rebuilt. This can be delayed if the reel units are picked up for service over

the winter to have them ready for spring. Need to get the price for the rebuild service.

Runway West End Improvement- Do one or both of the following, 1- Look at bringing in about 50yrd of fill topsoil to raise it. 2- Put in a drainage ditch.

Control Line Drainage- Mike O'Neill asked to fill the depression in the control line circle.

YouTube Channel- The club has started a YouTube channel to promote our activities. John McMakin volunteered to be the channel moderator. In addition to John, Robert DeNova (Droner) will be assisting. YouTube channel if add contact Robert Droner



Calendar of Events



NOTICE: EVENT DATES MAY CHANGE OR CANCELLED OUTRIGHT.

Calendar of Events for March 2026 and beyond:

Editor's Note- Check with the event sponsor for actual date and time. These dates are accurate at the time the Propwash was published. New events are added all the time

April 18 and/or 25- STARS Spring cleanup,
Trees First!

April 23- STARS Flight School Workshop

April 25- FLAPS RC Swap Meet

May 04- STARS Monday Night Jets 1st
night

May 06- STARS Big Bird 1st night

May 07- STARS Fixed Wing School 1st night

May 16- STARS Control Line Fun Fly

May 18 or 22- Liverpool HS students at
the STARS Field.

June 20- STARS Family BBQ

July 15-18- Flying Aces at Geneseo

July 18- STARS Heli Jam

Sept. 05- STARS Air Show

For additional events, click here → [AMA DII Event Listing](#)

We're Back!

STARS Flight Schools 2026-

Fixed wing- April 23, 2026 Flight School Workshop- Bring your airplane out for a ground check to make sure it's ready for the first night of flight school. Flight School runs May 7 thru Sept. 10

Heli/Multi Rotor- Not scheduled

Indoor Flying –

The Indoor flying schedule is winding down for the season. Call ahead to make sure they are still flying.

CNYIFS Indoor flying at Sacred Heart Church Cicero was forwarded to me by Tim Smarzo of the Voltaires. Mondays 1:30 to 4:00 and Thursdays 12:30 to 3:30 (Confirmed for 2025-26 season). No Fly Dates- 09/01, 11/27, 12/08, and 12/25. 2026- 01/01, 04/02, and 05/14. CNYIFS dues are 12.00/yr. Garret Wikoff is the Treasurer.

The church has become more security conscience. They have gone back to the side door entrance The gym lighting switch has changed. The new key is in the same place as always, the cabinet in the kitchen, attached to a piece of aluminum bar. Unlock (If locked) pull up the plate, and flip the switch. All doors have alarms except the Gym door. This means that once a member comes in the front door we can use the gym door to haul gear in and out. We need, as always, to make sure the lights are off and doors are closed all the way before the last person leaves.

The following needs confirmation for the 2025-26 indoor season-

Underground R/C Destiny USA. Tuesday evenings/nights 315-715-4508

Camillus Indoor Aviators (CIA) Indoor flying at First Baptist Church located at 1960 State Route 5 in Elbridge 11/18 thru ?, Wednesdays 1:00-4:00. If you plan to attend, call Herb Ziegler 315-857-6266 so Herb can unlock the doors.

Camden- Tuesday nights



Advertisements:



(585) 872-4990 -- 15 W Main St. Webster, NY. 14580 -- Performance-hobbies.com

HOURS

MONDAY.....11 - 6 pm
TUESDAY.....11 - 7 pm
WEDNESDAY.....11 - 6 pm
THURSDAY.....11 - 7 pm
FRIDAY.....11 - 6 pm
SATURDAY.....11 - 6 pm
SUNDAY.....11 - 4 pm



Open 10-7 Tuesday thru Sunday.

315-532-6826

www.mexairrc.com

www.facebook.com/mexairrc

Winner of AMA 2015 Hobby Shop Award
for signing up new AMA members.

The Aviation Historical Society of CNY

412 Dunning Drive Camillus, NY. Open Sundays, noon to 4:00.

[Home](#) | [Aviation Historical Society of Central New York](#)

This museum is dedicated to aviation history in CNY- Amboy Airport in Camillus starting in 1926.

Mike O'Neill's website to check out- <http://www.flyboyzblog.com/>

This site has articles pertaining to both full scale and model aircraft. Check it out.

Classified Ads-

FOR SALE: Start your spring cleaning now!

WANTED:

If you want to list modeling items for sale, R/C services offered, or a really neat R/C web site, this would be a good spot. Free for members. Send your advertisement by e-mail to jwolsley@verizon.net. Please put STARS ADVERTISEMENT in the subject line.

Important Links For STARS Members-

STARS Website:

The STARS website- cnystars.com

STARS Webcam:

The STARS webcam- <https://www.cnystars.com/cameras.php>

STARS Propwash Newsletter:

The STARS Propwash- <https://www.cnystars.com/newsletter-archive.php>

STARS YouTube Channel:

The STARS Propwash- [Syracuse Thunderbirds Aero Radio Society - YouTube](#)

STARS ZOOM Meetings:

STARS meetings will be held on-line via ZOOM, from October to April, or in case of bad weather. Watch for notification prior to the meeting start time.

The link for the ZOOM meeting is located at the top of the cameras page on the STARS web site.

The ZOOM meeting credentials are on the STARS web page, and are sent out with the fall/winter/spring Propwash email.

ZOOM Meeting link:

<https://us02web.zoom.us/j/88488515371?pwd=c2ZiRWVkMkIrbGZ5WENDaE12SIB5Zz09>

To join from the STARS web page, go to cnystars.com. Then click on the club events tab. On the club events page, in the lower right under Club Meetings, click the red text that says [online via ZOOM](#). This will take you to the ZOOM meeting. Click on the Launch Meeting button. You will enter into the meeting, or you may see a dialog box that says, "Please wait for the host to start the meeting".

If you don't already have ZOOM installed on your computer for the first time, below the Launch Meeting button, it says- "Don't have Zoom client installed? Download Now". Click on the "Download Now" text and follow the prompts to set up ZOOM on your computer.

Facebook:

The STARS Facebook page- <https://www.facebook.com/groups/amastars/> There are 341 members currently. [Mike O'Neill](#) is the administrator.

Attention New Members:

Please take the TRUST test if you haven't already. This is a 100% pass test.

TRUST- The Recreational UAS Safety Test

The test can be found here-

<https://trust.pilotinstitute.com> or here-

<https://trust.modelaircraft.org/>

Note there are scam websites also, so use the above links.

Start by registering on the site. Your name is required and so is a password. These will be asked for/created before entering the site to take the test.

The test is a pass/pass. It is given in four parts. Each of the four sections begins with a lesson immediately followed by questions. The number of lessons and questions differ in each section. There are a couple of questions that are poorly worded so it's likely to get these wrong. Not to worry though, you get to correct it until you get it right! You will score 100% in each section, guaranteed.

Download and save your certificate. I had to download mine twice before it downloaded. **DO NOT** leave the download webpage until your certificate has been successfully downloaded and saved. You get to do the test again from scratch if you miss this step.

-- *Continued*--

Print out the certificate and keep it in your wallet or your flight box. There's a registration/authentication number on the certificate that you might want to add to your aircraft ID label.

Academy of Model Aeronautics:

[Academy of Model Aeronautics \(modelaircraft.org\)](http://www.modelaircraft.org)

The AMA Government relations blog- [AMA IN ACTION](#)

The complete AMA safety handbook is available here- <http://www.modelaircraft.org/files/100.pdf>

This is a link to some FAQ from the AMA regarding remote ID- [Remote-ID-FAQ-Feb2023.pdf \(modelaircraft.org\)](#)

Federal Aviation Administration (FAA):

This is to set up or renew your FAA registration. Renewal is every three (3) years. You will or already have received your renewal email. The email is from uas.faadronezone@faa.gov. Entry or renewal is \$5.00.

[FAADroneZone Access - Home](#)

Don't let your FAA registration number lapse. If you do, it will cost the full amount to re-register and you will receive a new registration number. Your aircraft label must be updated with the new FAA number. Look for the renewal email from the FAA. [Check your status- FAADroneZone Access - Login After logging in, a text box appears in the upper left with all of your information including your registration expiration date.]

Do not let your FAA Part 107 license expire. If you do, you will have to retake the exam and pay all of the licensing fees.

Phone Apps:

[UASidekick – The Ultimate UAS Pilot Assistant](#)

This is an app for your phone that gives weather conditions, club locations, FRIA locations, and event schedules for UAS pilots. This is for recreational pilots as well as commercial drone pilots.

[B4UFLY](#)- Download this app to your cell phone. FAA uses this to alert pilots to possible stoppage in your flying area.

[Air Control](#)- Download this app to your phone. This is to set up your flight if you are flying outside of a FRIA.

Click on the QR code to download the maiden flight check list for new aircraft.



Remember: A repaired aircraft should be treated just like a new aircraft. It needs a full ground check before flying. Don't forget to inspect the areas that were not repaired. They may have hidden damage. Fly it like it's the first time in the air and will need a full functional check before flying it in front of spectators or in competition.



When's the last time you checked the balance of your aircraft?

S.T.A.R.S.

Flight Training Program



2026



When?

Every Thursday evening from 5:30 PM to Sunset
May 07, 2026 through September 10, 2026

Where?

At the S.T.A.R.S. field in Phoenix, New York
649 County Route 12, Pennellville, NY 13132
N43.23696, W76.24550

Who?

Anyone wanting to learn to fly powered R/C model airplanes!! You do **not** have to be a Club member and all lessons are **free**. Each student must furnish his/her own plane and radio equipment and also must hold a current membership in the Academy of Model Aeronautics aircraft association in order to fly. For those not yet finished building/assembling their trainer aircraft, the Club has a Club Trainer available that may be flown on a Buddy Box.

PreFlight Workshop

Held at STARS Flying Field in Phoenix, NY

Thursday April 23, 2026 at 5-7 PM



Interested?

Contact:



FB Workshop SENIOR FLIGHT INSTRUCTOR: Gary Natali (315/657-5695) FB Flightschool

www.cnvstars.com

The Finger Lakes Air Pirates Proudly Present:

Our 24th Annual

RC Swap Meet and Auction

Saturday April 25, 2026

Centrally Located Only Six Miles from NYS Thruway Exit 41

Seneca Falls Rec Center

35 Water St., Seneca Falls NY 13148

Swap Meet: 9:30 AM

Auction: 11:30 AM

Doors open 9:00 am

\$5.00 Admission (*ladies & children free*)

No Auction Fees

Tables provided at no charge.

Finger Lakes Premier Swap Meet!

Raffle and Prizes

Refreshments available



From the South:

Take Route 5&20 to Seneca Falls Just east fo the Women's Rights Museum is S Walnut St., turn south toward the canal to the SF Rec Center

From the Thruway Exit 41 (Waterloo):

Turn right on Route 414 and south to Route 5&20, turn left into Seneca Falls, right on S, Walnut St.

Location for this year's event:
35 Water St, Seneca Falls, NY
13148

AMA Gold Leader Club #101

Visit us on Facebook



Join Us for a Good Time!



Charter 473


S.T.A.R.S.

www.cnvstars.com

www.facebook.com/cnvstars



2026 *Big Bird Night*



STARS Events

When?
Every Wednesday evening from 5 PM to Sunset
May 06, 2026 through September 30, 2026



FB BB Night

Where?

At the S.T.A.R.S. field in Phoenix, New York
649 County Route 12, Pennellville, NY 13132
N43.23696, W76.24550

All skill levels welcome, but must be an AMA Member to fly.
Open to any type of big scale or sport aircraft!!

Interested?

Come out and join us for fun, food and good flying!!

For more information, contact Mike Mueller at 804/873-8928



Charter 473
AMA Sanctioned

S.T.A.R.S.

<http://www.cnystars.com>

www.facebook.com/cnystars/

4th Control Line Fun Fly

*Using new flying circle
with overflow on RC field*

Saturday, May 16, 2026

Rain Date: Sunday, May 17, 2026

10 AM to 4:00 PM



*Show off and fly your winter builds!
Fun Fly Events through out the day!
New Pilot flying!*



Bring your canopies and setup at the field for a day of control-line fun!!

Bring your tables and chairs!!

Power available for charging batteries

Ample room for parking!!

No parking fee, landing fee or pre-registration!!

Food and beverages available to all during day



STARS events

Event Director, Mike O'Neill, at 315-720-9111

Contest Director, Paul Volcko, at 315-708-2009



FB CL event



Charter 473

S.T.A.R.S.

www.cnystars.com

www.facebook.com/cnystars



2026

Jet Night

When?

Every Monday evening from 4 PM to Sunset
May 4, 2026 through September 28, 2026



STARS Events



FB Jet Night

Where?

At the S.T.A.R.S. field in Phoenix, New York
649 County Route 12, Pennellville, NY 13132
N43.23696, W76.24550

All skill levels welcome, but must be an AMA Member to fly.
Open to any type of EDF or turbine aircraft!!

Interested?

Come out and join us for fun, food and good flying!!

For more information, contact Gary Natali at 315/657-5695

July 15-18

2026 FAC NATS

Geneseo, NY

National Warplane Museum Field 3489 Big Tree Ln Geneseo, NY 14454

Registration, Judging and Vendors: Wednesday July 15 12:00—5:00 in the Big Hanger of the NWM

NO PARKING WITHIN 50 FEET OF ANY AIRCRAFT!



GUILLOW'S 100th ANNIVERSARY MEET

THURSDAY July 16

8:00 am - 5:00 pm

FAC Scale

- #38 GHQ Peanut *
- #2 FAC Rubber Scale
- #3 FAC Jumbo Scale
- #4 FAC Giant Scale
- #6 FAC Power Scale
- #8 FAC NAM Rubber Scale

TOTF Scale ☆

- #12 Golden Age Multi-wing
- #72 Carrier Aircraft

TOTF Non-Scale ☆

- #21 OT Stick
- #24 Jimmie Allen

Misc. Timed Events ☆

- #76 NBM Dime Scale
- #77 NBM Embryo Endurance
- #37 Fiction Flyer

Mass Launches

- #44 WWI—10:00
- #41 Thompson Race—1:00
- #43 Goodyear / Formula —3:00

All Day Guillow's JetStream! ⇨

End of Day

- #51 BLUR Race

FRIDAY July 17

8:00 am - 5:00 pm

FAC Scale

- #1 FAC Peanut Scale **
- #2 FAC Rubber Scale
- #3 FAC Jumbo Scale
- #4 FAC Giant Scale
- #6 FAC Power Scale
- #8 FAC NAM Rubber Scale

TOTF Scale ☆

- #13 Golden Age Monoplane
- #11 Low Wing Military Trainer

TOTF Non-Scale ☆

- #22 OT Fuselage
- #79 NBM Blue Ridge Special

Misc. Timed Events ☆

- #78 NBM Simplified Scale
- #32 Dime Scale
- #36 Jet Catapult
- #71 One Design Event - Wright WP-1 ☐

Mass Launches

- #45 WWII Combat—9:00
- #42 Greve Race—1:00
- #70 WWI Peanut 9:00 ^^

All Day Guillow's JetStream! ⇨

End of Day

Final Flight Ceremony

SATURDAY July 18

8:00 am - 4:00 pm

FAC Scale events:

- #2 FAC Rubber Scale
- #3 FAC Jumbo Scale
- #4 FAC Giant Scale
- #6 FAC Power Scale
- #8 FAC NAM Rubber Scale
- #30 FAC Scale Glider

TOTF Scale ☆

- #14 Modern Civilian
- #15 Modern Military

TOTF Non-Scale ☆

- #23 2-bit + 1 OTR
- #26 Half Wakefield ^

Misc. Timed Events ☆

- #31 Simplified Scale
- #33 No Cal
- #35 Embryo Endurance

Mass Launches

- #74 All Eras Carrier Launch!
- #40 National Air Races—11:00
- #73 Guillow's Scale Flying Horde

All Day Guillow's JetStream! ⇨

End of Day - 4:30

On-field BBQ / Awards ceremony

- Events marked **NBM** are for Non Blue Max holders **ONLY!**
- #2 FAC Rubber Scale - Air Marshall and above (50+ Kanones) only!
- #8 FAC NAM Rubber Scale - Contestants with fewer than 50 kanones only!

FAC Scale events #1-5 and #8 will be Three Flight Average, traditional time factoring.

FAC Scale models judged at previous Nats / Non Nats are not required to be re-submitted for judging. NEW FAC Scale models or old models that have been substantially reworked or rebuilt must be freshly scale judged.

☆TOTF Non Scale / TOTF Scale / Misc. Timed Event times must be turned in by 4:30 Thurs-Fri, by 3:30 Sat, to allow time for settling ties.

* #38 GHQ Peanut Scale: Any peanut, any configuration. No carry-over scale scores from previous years - GHQ models must be freshly scale judged each event.

** #1 FAC Peanut Scale: Any Peanut, any configuration.

^ Half-Wakefield models - Models must be weighed on registration day; no carry over from previous years. Min. weight 1oz. w/o rubber.

☐ Wright WP-1 One Design Event sponsored by the Detroit Cloudbusters - winner gets a free ride at the 2026 Muncie Outdoor Champs! Short kit available from Volare Products: <https://volare-products.myshopify.com/products/wright-wp-1-dime-scale-laser-cut-short-kit>

^^ WWI Peanut - Open to any aircraft that saw active service over the front in WWI—monoplanes and observation aircraft included. Training aircraft and non-serving prototypes are excluded.

Guillow's 100th anniversary tribute - See rules. Guillow's models can fly in any event for which the model would normally qualify. Top scoring Guillow's models in each class will receive a Kanone. We will also award a "Best in Show" for the most admirable Guillow's build!

⇨ **Guillow's JetStream:** No mods except light sanding and your choice of rubber. Unlimited attempts. Highest single time wins!

VENDORS are invited to set up on registration / judging day in the Big Hanger. You may start to set up at 10:00AM. Please limit your tables to Four (4). If you supply your own tables there is no fee. If you need to rent they are \$10 each. Contact Dave Mitchell ASAP if you want to rent tables! cinc@flyingacesclub.com



2026 FAC NATS CONTEST REGISTRATION GENESEO, NY JULY 15-18
EACH CONTESTANT (including Jrs.) MUST USE A SEPARATE FORM. PLEASE PRINT CLEARLY!

NAME _____ CONTESTANT # (GHQ will assign) _____

ADDRESS _____

CITY _____ STATE _____ ZIP _____

EMAIL ADDRESS _____

AMA # (required) _____ CELL PHONE _____ - _____ - _____

EMERGENCY CONTACT /PHONE _____

WAIVER: I hereby release the FLYING ACES CLUB, INC., the the STATE UNIVERSITY OF NEW YORK (Geneseo), The National Warplane Museum, and all other persons and organizations connected with this contest from any liability whatsoever for accidents or injury incurred while participating in the 2026 FAC Nats competition. I also agree to abide by all flying and field rules in force at this contest, INCLUDING that I specifically understand and agree not to park any vehicle within 50 feet of any full-size aircraft.

SIGNATURE _____ DATE _____

ON-FIELD BBQ — Saturday, July 18th, 4:30 PM after the day's events
 Pulled pork / chicken, beans and a salad. Water /soda a-la-cart, or BYOB. We'll eat in the Livingston building if the weather is bad.

NOTE! If you plan to enjoy the BBQ cookout, all contestants and non contestants **MUST** register on this form at this time!
 Tickets will not be available on the field during or after the contest.

Contest Registration:	<input type="checkbox"/> Jr. (17 and under)	FREE	_____	Jr.s please fill out a separate reg. form!
	<input type="checkbox"/> Sr. / Open	\$ 45.00		
BBQ Cook-out:	<input type="checkbox"/> Indicate how many _____	x \$22.00 =	_____	
T-Shirts:	small _____ med _____ large _____ xlarge _____	@ \$15.00 ea. =	_____	T-Shirts will be distributed at the contest.
(Please indicate how many)	xxlarge _____	@ \$17.50 ea. =	_____	
	USA _____	@ \$5.00 per shirt =	_____	
	Canada _____	@ \$8.00 per shirt =	_____	
	International _____	@ \$14.00 per shirt =	_____	
	National Warplane Museum Contribution (Voluntary)		_____	
	TOTAL		_____	



IF ORDERING A TEE-SHIRT—you must remit all fees with registration form by JUNE 15, 2026.
GHQ will NOT be able to refund cancellations after July 1, 2026.

Make check out to: **FLYING ACES CLUB**. Mail this form and payment to:
FLYING ACES CLUB 997 Woodcliff Drive, Franklin Square, NY, 11010-1022

Checks are preferred for payment. However, if you need to pay by PayPal:

1. Fill out this registration **FIRST**; scan or photograph it and e-mail to contests@flyingacesclub.com
2. When you receive confirmation of your registration by e-mail, you will receive your **Pilot Number** and a **PayPal link**.
3. Follow the **PayPal link** to make payment. Be sure to include your **Pilot Number!**

THIS IS A REPRINT from Pat Tritle's Small Field Column in the April 2026 Model Aviation. Gary added some missing detail to the column.

What's on Tap From Readers This Month?

This time around, we have some beautiful airplanes that were sent in by some terrific modelers, plus a special treat at the end.

First up is Gary Brown's 44-inch wing-span Spitfire Mk 1. The model was built from enlarged plans in a *Model Builder* magazine publication titled *Flying Scale Models of WWII*.

The original plans were enlarged and marked up for RC with a .15 glow engine. The model was ultimately completed with electric power and set up with E-flite 10- to 15-size retracts and finally flown in the fall of 2025. The test flights went flawlessly, and since then, the model has logged more than 56 flights. Gary didn't mention what covering was used, but the finish, including all of the markings, are hand-painted.

Next up in the realm of small-field models is the Dumas Ercoupe from Jeff Fozard. The kit was built basically stock but with the addition of a steerable nose wheel and a



Gary Brown built his Spitfire Mk 1 from enlarged *Model Builder* plans. The RC conversion is electric powered with retractable landing gear from E-flite.

Gary commented:

I forgot to remember (?) to mention to Pat that it was covered with Polyspan, followed by four coats of thinned clear nitrate to seal the Polyspan, and 3 or 4 coats of colored butyrate dope.

The roundels and other markings were painted with Testors or Tamiya enamel paints.

Polyspan is a white (only) heat shrinkable material that is easily applied to the air frame with Deluxe Materials Cover Grip.

It can also be sealed with polyurethane, as I believe John McMakin does with some of the excellent work he turns out.

For anyone contemplating wooden open frame construction, I highly recommend trying Polyspan.

I applied the roundels and markings soon after test flying it on 09/30/2025.


I was a little skeptical of its flight characteristics with those "pointy" wing tips and did not want to waste a lot of painting effort if it was not going to be

a reasonably stable design. However, It turned out to be a very good flyer without any nasty habits.

The markings are copied from an actual WW2 Mark 1 Spitfire that was recovered, restored, and is still flying today,.... # X4650.

Thanks for your interest,.... see you at the field !





The latest satellite photo

STARS FAA APPROVED FRIA AREA.



ACADEMY OF MODEL AERONAUTICS

FAA-RECOGNIZED IDENTIFICATION AREA

A FRIA IS A DEFINED GEOGRAPHIC AREA WHERE DRONES CAN BE FLOWN WITHOUT REMOTE ID EQUIPMENT.

IMAA Big Bird Safety Checklist

Balance

Is the longitudinal center of gravity (fore and aft) within the range shown on the plans?

Is the model balanced laterally (side to side)?

Alignment

Are all the flying surfaces at the proper angle relative to each other?

Are there any twists in the wing?

Do the wings and removable tailplane seat properly on the fuselage every time?

Is the engine set at the proper thrust angle as shown on the plans?

Control Surfaces

Are all control surfaces securely attached? (i.e., hinges glued, pinned). Pull on each one to test.

Are the control horns secured to the model?

Control Linkages

Have all the linkages been checked to be sure they are secure?

Are the clevises closed? (Keepers or fuel tubing should be fitted to ensure they stay closed)

Engine / Motor Mount Security and Operation

Are all engine mount screws tight, including mount to bulkhead if applicable?

Are the propeller bolts and/or spinner tight? If a single nut, is there a safety nut as well?

Does the throttle work without binding?

Does the throttle trim tab shut down the engine?

Has the propeller been balanced and checked for damage?

Are the propeller tips painted a contrasting color? (while not essential it makes the propeller much easier to see)

Has the engine been thoroughly test run? (engine idle and throttle up properly)

Is the fuel tank installed correctly? (i.e., carburetor at the same height as fuel tank, fuel tank clunk in proper position and moving freely, fuel lines in good condition and connected to the engine correctly)

Radio Equipment

Are the receiver and the battery securely mounted and padded with foam to protect from vibration and shock?

Are all the electrical connectors secure?

Is the receiver antenna fully extended and in good condition?

Are the batteries charged and in good condition (check under load with a voltmeter if unsure)?

Are all servos securely fastened to the rails or trays?

Are servo arms firmly attached with screw in place?

Are all push rods firmly secured in servo arms (again keepers or fuel tubing should be fitted)?

Are the control throws in the correct direction with proper amount of deflection (as per plan)?

Rudder & tail wheel: Left stick should move the rear of the rudder and tail wheel to the left.

Nose wheel: Left stick should move the front of the nose wheel to the left

Aileron: left stick should move left aileron up and right down.

Elevator: Pulling back on the stick should move the back of the elevator up.

Canard: Pulling back on the stick (elevator) should make the front of the canard move up

Throttle: With trim set fully forward, pushing the stick forward should open throttle fully. With trim set fully backward, pulling the stick back should fully close the throttle.

Has a full range check been performed? (see below)

Undercarriage (where fitted) Is the undercarriage firmly attached to airframe and the wheels securely retained?

Does aircraft taxi in a straight line?

General

Is the covering tight with no visible signs of damage?

Are the retaining bolts in place and secure?

Are any hatches, cowls, and canopies secure?

Are all components structurally sound?

Is your name and contact details marked on the model somewhere easily visible? (in case it's lost)

Range Checking the radio

Verify frequency is available and mark it as yours if necessary.

Turn on transmitter check the correct model is selected (if applicable) and then turn on the receiver.

Important: make sure the transmitter aerial is down fully.

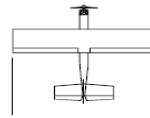
Ask someone to help and walk away from the model until signs of loss of control is apparent. If electric powered ensure that the range is not worse with the motor running.

Before EVERY flight:

Check the receiver battery pack to ensure enough charge for the flight intended.

Check for damage and the control throw direction of all surfaces.

S.T.A.R.S. Field Rules



1. General:

- A. License: All pilots, students, and flying guests *must* have a current membership in a nationally recognized model aircraft association in order to fly. Those pilots participating in the Park Pilot Membership Program must fly models that weigh two pounds or less and be incapable of reaching speeds greater than 60 mph. They must be electric or rubber powered, or of any similar *quiet* means of propulsion.
- B. Spectators: Only those people essential to flight operations will be permitted in the pit area; all others will remain on the spectator side of the fence.
- C. Vehicles: Vehicles will not be permitted *on* the flying field.
- D. Crash Debris: Pilots must retrieve all pieces of their aircraft after a crash. Particularly, attention must be made to obtaining all pieces of aircraft that land in the neighboring fields under cultivation **or from the mowed areas that might cause damage to mowing or farming equipment.**
- E. Trash: All members will take home their own trash.
- F. Alcoholic Beverages: Members will not consume alcoholic beverages prior to, nor during, participation in any *modeling* operations.
- G. Smoking: Smoking will not be permitted in the pit area or on the flight line.
- H. Mowing: Flying on the field will not be permitted if the field is being mowed or maintained.

2. Transmitters:

- A. Frequency Control: **2.4 GHz technology is prevalent in the hobby. In general, transmitter impound and channel flagging is no longer necessary. Pilots using a non-2.4 GHz transmitter system or FPV video transmitter should make all efforts to determine if others present are also using one and self-manage frequency separation prior to powering up their transmitter. Event Managers and Contest Directors may establish a transmitter impound or channel frequency control policy for their event, if deemed necessary.**
- B. Range Checks: Each pilot will conduct a successful radio equipment ground range check, **including any FPV equipment**, before flying a new or repaired aircraft and prior to each flying session.

3. Engines:

- A. All internal combustion engines run at the field will have a silencer (except for small displacements of .09 cubic inches or less).
- B. When running an engine in the pits, keep neighboring personnel behind the prop arc. **Restrain fuel powered airplanes with stakes, starting stand, or helper prior to starting the engine(s).**

- C. **Electric motors and fuel engines are not to be run in spectator/pavilion areas or anywhere behind pit area fencing or designated test stand/hover areas, unless propellers/blades are removed. Model electronics (receivers, servos, etc.) can be powered up in spectator areas as long as electric motors are disconnected or propeller/blades are removed.**
- D. **Remove or secure all necklaces, straps, loose clothing, hoodie ties, etc. prior to starting a fuel engine powered model. Long hair should be tied back or secured so it cannot get caught in a spinning propeller or rotor.**

4. Flying:

- A. Boundaries: Flying over the pit area or the spectator side of the fence is prohibited, unless beyond the control of the pilot(s).
- B. Taxing: Taxing is prohibited in the pit area!
- C. Flying:
 - (1). Pilots will initiate their first turn after takeoff away from the pit and spectator areas.
 - (2). Engines will not be started before 9 AM Monday through Saturday and 11 AM on Sunday (electrics may start at 10 AM), unless approved by the Event Director.
 - (3). No more than three aircraft will be permitted in the air at one time.
 - (4). All flying will be conducted from the designated flight boxes.
 - (5). Hand launching of aircraft is prohibited from the pits.
 - (6). Flight operations will cease during electrical storms.

5. Guests:

- A. All guests must have a current membership in a nationally recognized model aircraft association in order to fly.
- B. Guests may fly at the field only with the approval of a member in good standing and only as long as a sponsoring member *remains at the field*. Guests will not fly unattended.
- C. A local guest will be allowed to fly at the field on three (3) separate occasions and then will be asked to join the Club.
- D. An out-of-town guest may make arrangements with the Club to fly at the field while visiting the area. The Club Officers and the Safety Officer will handle each out-of-town visitor on a case-by-case basis.
- E. *All guests are required to extend every courtesy to current members sharing the same flying frequency.* But when there is a conflict over who shall fly, the Club member will have the first option to fly. Both the guest and the members should use common sense while sharing the flight line or using the same radio frequencies.

STARS Club Rules- End 06jan21



Photo courtesy Mike Graham archives

The STARS pavilion goes up c. 1977. Mike identified the person on the ladder as Lon Sauter. Not sure who the others are.

STARS

Field Protocol

Dedicated to responsible
RC fun with safety by
choice, not chance.

1. General:

- A. Civil and courteous behavior is required at the field at all times.
- B. Safety is paramount and everyone's business. Use common sense in all matters.
- C. It is strongly recommended that you do not fly alone.
- D. Learn where the First Aid station is located and inform the Field Committee if material has been issued from it.
- E. When opening or closing combination locks, *always* set the wheels to 0000.
- F. Last member out must close and lock the refrigerators, pavilion, and main gate.
- G. **Limited use of cell phones and mobile devices on the flight line to photography/videography or integrated use with model systems. Talk, text, and browse from the pits or spectator areas.**

2. Engine Courtesy:

- A. Long term tuning and initial break-in should be conducted away from the pits and spectators (usually at the engine break-in stand).
- B. Do not direct prop wash at other modelers, their aircraft, equipment, or bystanders behind the pit fence. Kindly inform those bystanders near the fence that you intend to start an engine before you do so.

3. Flying Courtesy:

- A. Any person wishing to enter an active flying field or runway to cross same or to retrieve an aircraft, must loudly announce their intention to all fliers on the flight line.
- B. A "landing" aircraft has the right of way over an aircraft "taking-off".
- C. A "dead stick" aircraft has the right of way over all others.
- D. All take-off and landing attempts must be announced to other pilots on the flight line. Take-offs are normally announced by saying "taking off", and landings are announced by saying "landing" or coming in". Dead stick landings are announced clearly to all pilots in the pits and on the flight line by saying "dead stick".
- E. A pilot having difficulty in controlling his/her aircraft must announce to all in the pits and on the flight line that he/she is experiencing radio or mechanical problems. Pilots on the ground preparing to fly will turn off their transmitters and wait for the problem to be resolved before continuing to fly. Fliers in the air will stay clear of the aircraft in distress and will land, if possible, as long as it does not contribute to the crisis. All personnel near the pit area must be alerted to the situation.
- F. If a crash occurs on the field or in the pits, all flying will stop until the accident has been investigated and the debris has been cleared from the field.
- G. Normal flight duration is 10 minutes. Obviously, flight time may be extended if there are no other pilots waiting to fly or waiting for a particular radio channel.
- H. When you have finished flying, please return your transmitter to the impound.

4. Good Earth Policy:

- A. Place recyclables in the appropriate container in the pavilion.
- B. Turn off all pavilion lights when departing the field for the night.
- C. The field does not have a trash removal service. If you carry anything to the field, carry it back out.
- D. If a pilot or guest brings a pet to the field, he/she will be responsible for supervising the animal's conduct while at the field. Please observe all appropriate Field Rules.
- E. If you smoke, please place all cigarette butts in the butt cans in the field.
- F. Do not **dispose of trash in the outhouse/port-a-potty pit.**
- G. **DO NOT DRINK THE WELL WATER.** Well water is to be used for washing only.

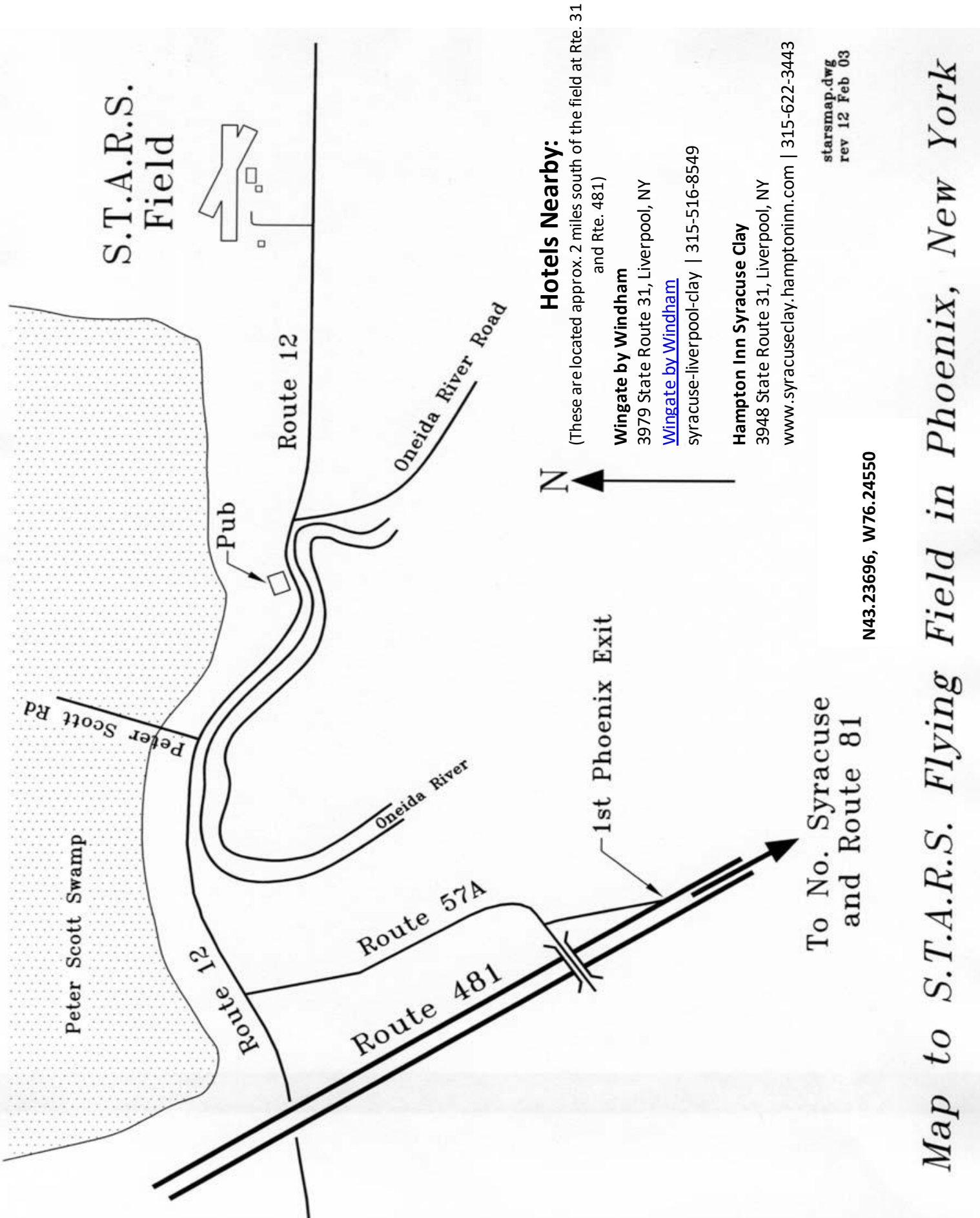
5. Replacement Courtesy:

- A. Where an individual's plane or property is damaged by the actions of another individual, it will be the responsibility of the two parties to resolve the situation in an appropriate manner.

STARS POLICY REGARDING PHOTOGRAPHY

- STARS is a membership organization organized under the laws of the State of New York.
- The STARS flying field, located in Phoenix, New York, is owned by STARS, and as such, is privately owned property.
- The purpose of this policy is to limit and restrict the reproduction of images, in any form, of the STARS property and the activities which occur thereon.
- While the STARS property is privately owned, members, guests, and the general public are welcome at the field during published field hours of operation. Members, guests, and the public must adhere to all rules imposed by STARS regarding entry upon and/or the use of STARS property, including the STARS policy on photography.
- The reproduction of images of the STARS field or the activities thereon, in any form, is a privilege and not a right.
- Except as provided below, the reproduction of images of the STARS field or activities thereon in any form, including, but not limited to film and digital still photography, and video photography in either film or digital form, is strictly forbidden.
- Violation of this policy will result in immediate expulsion of the violator from the STARS premises, and may subject the violator to criminal and/or civil sanctions and penalties.
- Members in good standing of STARS shall be exempt from the above requirements so long as any images or video produced on the STARS premises or the activities thereon are for personal and non-commercial use.
- Guests and the general public may be permitted to photograph or video the STARS property and activities thereon, but only for personal and non-commercial use, and only with the prior written consent of the Club's executive board.

Map to the STARS



S.T.A.R.S.
Field

Route 12

Oneida River Road

Pub

Peter Scott Rd

Peter Scott Swamp

Route 12

Oneida River

Route 57A

Route 481

1st Phoenix Exit

To No. Syracuse
and Route 81

N

Hotels Nearby:

(These are located approx. 2 miles south of the field at Rte. 31 and Rte. 481)

Wingate by Windham

3979 State Route 31, Liverpool, NY

[Wingate by Windham](#)

syracuse-liverpool-clay | 315-516-8549

Hampton Inn Syracuse Clay

3948 State Route 31, Liverpool, NY

www.syracuseclay.hamptoninn.com | 315-622-3443

starsmap.dwg
rev 12 Feb 03

N43.23696, W76.24550

Map to S.T.A.R.S. Flying Field in Phoenix, New York



Syracuse Thunderbirds Aero Radio Society



<http://www.cnystars.com>

Membership Renewal 2026

Return renewals to our Treasurer, Paul Volcko, via mail to: 5237 Kasson Road, Syracuse, NY, 13215. Please fill in your name, mark your membership type, and include your check/payment made out to: S.T.A.R.S. **Electronic payment options available, see back for information.** *Do not mail cash, only checks.* Cash can be used only for direct in-person payments.

Name: _____

	Type	Description	Cost
<input type="checkbox"/>	Youth	Full use of club facilities, age 19 or under, 20 th birthday on or after July 1, 2025. Limited voting rights.	\$0
<input type="checkbox"/>	Park Pilot	Operates under the model restrictions of a Park Pilot AMA membership (electrics, < 2lbs, < 60mph). Limited voting rights.	\$75
<input type="checkbox"/>	Associate	Full use of club facilities. Limited voting rights.	\$75
<input type="checkbox"/>	Open	Full use of club facilities. Purchased share certificate with full voting rights. Late renewal penalties of \$10 per month after January.	\$60
<input type="checkbox"/>	Extra Family	Full use of club facilities. Someone in household has an Open or Associate membership already. Limited voting rights.	\$30

All flying conducted under AMA rules and guidelines. Active AMA membership or allowed exemption required to fly. All members are encouraged to renew their memberships at the beginning of the year, but only Open memberships are required to renew by the end of January. Open member late renewal penalties can be waived at Treasurer's discretion. If you need an extension please contact Treasurer in January or before. If you wish to change your membership, such as upgrading from Associate to Open, please contact Treasurer or another club officer.

Review your roster entry. If your info has changed, please provide your updated information below.

Address: _____

Phone: _____

Email: _____

Emergency Contact Name: _____ Phone: _____

Electronic Renewal and Payment Options

You may renew your membership via the club's PayPal account.

PayPal transactions through this account incur transaction fees so you must send additional money compared to paying by check or with cash (in-person).

PayPal Renewal Costs

Membership Type	Cash/Check Price	PayPal Price
Park Pilot	\$75	\$77
Associate	\$75	\$77
Open	\$60	\$62
Extra Family	\$30	\$31

Using the PayPal app or website, you can send money to [@cnystars](#) or you may use the QR code below.



Use the "PayPal Price" column prices when filling in the amount to send to the club's account.

Please include "2026 Renewal - YOUR NAME" in the optional note field you can fill in before sending the payment. I may or may not be able to recognize the payee info that is attached to the incoming transaction, so this note field is important for me to be able to associate your payment with your roster entry. I will contact you when I process your payment and mark your roster entry as paid up. Check your junk mail folder. If you do not get contacted within 3 days of payment, please reach out to me to make sure things were processed.

Review your roster entry. If your contact info has changed please send email to treasurer@cnystars.com with your updated information.